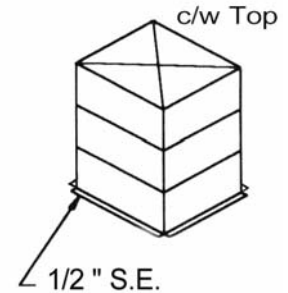


FURNACE PLENUMS

Knocked Down Plenums

<u>Code</u>	<u>A</u>	<u>B</u>	<u>C</u>	<u>GA</u>	<u>List Price</u>
PL132059	13 1/4	20	59"	26	116.00
PL162059	16 1/4	20	59"	26	128.00
PL192059	19 3/4	20	59"	26	132.00
PL232059	23 1/4	20	59"	26	145.00
PL132071	13 1/4	20	71"	26	158.00
PL162071	16 1/4	20	71"	26	185.00
PL192071	19 3/4	20	71"	26	188.00
PL232071	23 1/4	20	71"	26	207.00

Note: All Plenums c/w 1/2" S.E.



PLENUM TRANSITIONS

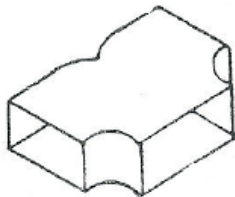
<u>Height up to</u>	<u>List Price</u>	<u>List Price</u>
	<u>28 GA</u>	<u>26 GA</u>
11"	1.04	1.20
17"	1.15	1.35
23"	1.28	1.47
29"	1.41	1.60



Total girth multiplied by height price equals list price

DUCT TEE

<u>Code</u>	<u>Description</u>	<u>List Price</u>
DT1288	12x8 - 8x8 - 8x8	94.00
DT141010	14x8 - 10x8 - 10x8	96.50
DT161010	16x8 - 10x8 - 10x8	99.00
DT161212	16x8 - 12x8 - 12x8	99.00
DT181212	18x8 - 12x8 - 12x8	115.00
DT181414	18x8 - 14x8 - 14x8	115.00
DT201414	20x8 - 14x8 - 14x8	125.00
DT201818	20x8 - 16x8 - 16x15	125.00



DUCT RISER - 18" LONG

<u>Code</u>	<u>Description</u>	<u>List Price</u>
DR103	10 x 8 - 3" Rise	64.20
DR123	12 x 8 - 3" Rise	65.30
DR143	14 x 8 - 3" Rise	66.30
DR163	16 x 8 - 3" Rise	67.50
DR183	18 x 8 - 3" Rise	68.70
DR203	20 x 8 - 3" Rise	69.50
DR223	22 x 8 - 3" Rise	73.80
DR243	24 x 8 - 3" Rise	75.00



Inland Metal

Sheet Metal Manufacturers & Custom Fabricators
Wholesale Heating Supplies

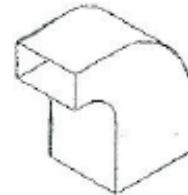
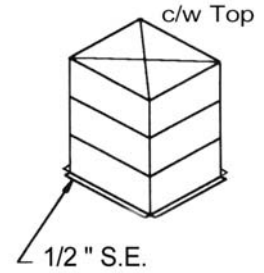
Prices subject to change
without notice

DUCT FITTINGS

CUSTOM PLENUMS & DROPS

PLENUM C/W TOP & 1/2" SE

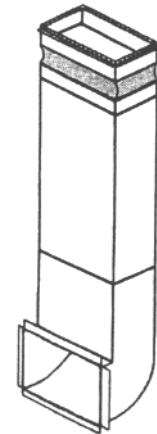
<u>HEIGHT UP TO</u>	<u>28 GA</u>	<u>26 GA</u>	<u>RADIUS</u>	<u>TWIN RADIUS</u>
17"	1.33	1.45	1.94	2.00
23"	1.52	1.67	2.05	2.30
29"	1.61	1.77	2.30	2.48
35"	1.75	2.00	2.46	2.65
40"		2.10	2.60	2.80
44"		2.20	2.90	3.00
47"		2.30	3.20	3.30
56"		2.55	3.50	3.80
59"		2.60	3.90	4.10
71"		3.20	4.10	4.30



Example: Plenum size - 15 x 17 1/2 - 35" High
 Take 15 + 17 1/2 = 32 1/2 x 2 = 65" equals plenum girth
 Take plenum height price x total girth will give a list price.
 65" x 1.75 = \$ 113.75 (28 GA)

CUSTOM COLD AIR DROP DUCT, CUT IN COLLAR AND FLEX CONNECTOR)

78" High Complete	275.00
84" High Complete	285.00
90" High Complete	297.00
96" High Complete	312.00
102" High Complete	320.00
108" High Complete	329.00
36" Elbow Only	109.00



ALL TAXES EXTRA

F.O.B. OUR WAREHOUSE

Inland Metal

Sheet Metal Manufactures & Custom Fabricators
 Wholesale Heating Supplies

Prices subject to change
 without notice

STOCK COLD AIR DROPS

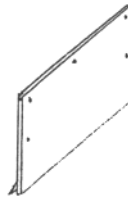
<u>Code</u>	<u>Cold Air Drop Size</u>	<u>List Price</u>
CAE2410	Cold Air Elbow 24 x 15 to 24 x 10 - 24" High	66.50
D2410	Drop Duct 24 x 10 - 60" Long 28 GA	16.20 / FT
FLEX2410	Flex Cut In 24 x 10 c/w cut in collar tabs	49.20
CAE248	Cold Air Elbow 24 x 15 to 24 x 8 - 24" High	62.60
D24	Drop Duct 24 x 8 - 60" Long 28GA	11.20 / FT
FLEX248	Flex Cut In 24 x 8 c/w cut in collar tabs	45.50
CAE1810	Cold Air Elbow 18 x 14 1/2 to 18 x 10 - 24" High	57.60
D1810	Drop Duct 18 x 10 - 60" Long	11.80 / FT
FLEX1810	Flex Cut In 18 x 10 c/w cut in collar tabs	43.50
CAE1812	Cold Air Elbow 18 x 14 1/2 to 18 x 12 - 24" High	59.80
D1812	Drop Duct 18 x 12 - 60" Long	14.70 / FT
FLEX1812	Flex Cut In 18 x 12 c/w cut in collar tabs	45.00
FC248	Flex Connector 24 x 8 - S & DR Both ends	40.20
FC2410	Flex Connector 24 x 10 - S & DR Both ends	41.20



Plenum & Cold Air Drop Accessories

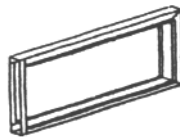
Plenum Access Doors c/w Gasket

<u>Code</u>	<u>Size</u>	<u>List Price</u>
PAD126	12 x 6	10.50
PAD1210	12 x 10	12.00



Filter Rack c/w Door

<u>Code</u>	<u>Size</u>	<u>Filter Size</u>	<u>List Price</u>
FR16201	14 1/8 x 18 x 1	16 x 20 x 1	23.00
FR16251	15 x 24 x 1	16 x 25 x 1	23.50
FR20201	18 x 18 x 1	20 x 20 x 1	27.00
FR20251	18 x 24 x 1	20 x 25 x 1	30.80
FR16253	15 x 24 x 3	16 x 25 x 1	41.00
FR16256	15 x 24 x 6.5	16 x 25 x 1	51.30
UC18	1 x 1.125 x 1 - 72"	U-Channel	8.00



Inland Metal

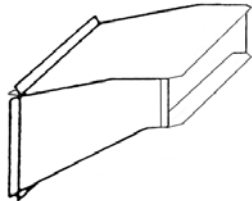
Sheet Metal Manufacturers & Custom Fabricators
Wholesale Heating Supplies

Prices subject to change
without notice

DUCT FITTINGS

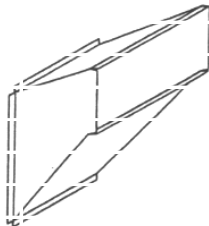
Plenum Take Off 12" Long

<u>Code</u>	<u>Size</u>	<u>Price</u>
PT883	8 x 8 3" Rise	25.57
PT1083	10 x 8 3" Rise	26.23
PT1283	12 x 8 3" Rise	26.88
PT1483	14 x 8 3" Rise	29.89
PT1683	16 x 8 3" Rise	31.87
PT1883	18 x 8 3" Rise	34.69



Plenum Take Off 18" Long

<u>Code</u>	<u>Size</u>	<u>Price</u>
PT88	8 x 8 4" Rise	25.57
PT108	10 x 8 4" Rise	26.23
PT128	12 x 8 4" Rise	26.88



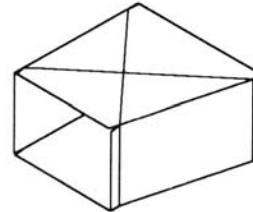
Transitional Plenum Take Off 18" Long

<u>Code</u>	<u>Size</u>	<u>Price</u>
TPT128	12 x 8 4" Rise	32.50
TPT148	14 x 8 4" Rise	36.70
TPT168	16 x 8 4" Rise	41.00
TPT188	18 x 8 4" Rise	46.00
TPT208	20 x 8 4" Rise	47.50
TPT228	22 x 8 4" Rise	51.00
TPT248	24 x 8 4" Rise	53.00

Note: All Duct Fitting are 28 GA Galv.

Duct Tapers 12" Long

Straight on Side/2 Pcs - Snaplock



<u>Code</u>	<u>Size</u>	<u>Price</u>
DT108	10 x 8 to 8 x 8	23.80
DT128	12 x 8 to 8 x 8	24.50
DT1210	12 x 8 to 10 x 8	24.50
DT148	14 x 8 to 8 x 8	25.40
DT1410	14 x 8 to 10 x 8	25.40
DT1412	14 x 8 to 12 x 8	25.40
DT168	16 x 8 to 8 x 8	26.30
DT1610	16 x 8 to 10 x 8	26.30
DT1612	16 x 8 to 12 x 8	26.30
DT1810	18 x 8 to 10 x 8	26.90
DT1812	18 x 8 to 12 x 8	26.90
DT1814	18 x 8 to 14 x 8	26.90
DT2010	20 x 8 to 10 x 8	31.00
DT2012	20 x 8 to 12 x 8	31.00
DT2014	20 x 8 to 14 x 8	31.00
DT2016	20 x 8 to 16 x 8	31.00

DT2214	22 x 8 to 14 x 8	33.20
DT2216	22 x 8 to 16 x 8	33.20
DT2218	22 x 8 to 18 x 8	33.20
DT2414	24 x 8 to 14 x 8	34.00
DT2416	24 x 8 to 16 x 8	34.00
DT2418	24 x 8 to 18 x 8	34.00

Duct Reducer Panels

<u>Code</u>	<u>Size</u>	<u>Price</u>
DR2	2"	12.00
DR4	4"	12.80
DR6	6"	13.80
DR8	8"	15.50



Inland Metal

Sheet Metal Manufacturers & Custom Fabricators
Wholesale Heating Supplies

Prices subject to change
without notice

DUCT - 5 FT

RESIDENTIAL SNAP LOCK DUCT

CARTONED DUCT - C/W CLEATS (25 FT PER CARTON)

<u>Code</u>	<u>Size</u>	<u>GA</u>	<u>Price/FT</u>
D12B	12 x 8	28	9.90
D14B	14 x 8	28	10.60
D16B	16 x 8	28	11.40
D18B	18 x 8	28	12.00
D20B	20 x 8	28	13.20
D22B	22 x 8	28	13.82
D24B	24 x 8	28	14.50



UNCARTONED DUCT - C/W DRIVE FOLDS

<u>Code</u>	<u>Size</u>	<u>GA</u>	<u>Price/FT</u>
D104	10 X 4	28	6.00
D106	10 X 6	28	6.40
D126	12 X 6	28	7.00
D8	8 x 8	28	6.40
D10	10 x 8	28	7.00
D12	12 x 8	28	7.60
D14	14 x 8	28	8.20
D16	16 x 8	28	8.80
D18	18 x 8	28	9.40
D20	20 x 8	28	9.90
D22	22 x 8	28	10.60
D24	24 x 8	28	11.20
D1210	12 x 10	28	9.90
D1410	14 x 10	28	10.60
D1610	16 x 10	28	11.20
D1810	18 x 10	28	11.80
D2010	20 x 10	26	14.70
D2210	22 x 10	26	15.50
D241026	24 X 10	26	16.20
D1812	18 X 12	26	14.70



Inland Metal

Sheet Metal Manufactures & Custom Fabricators
Wholesale Heating Supplies

Prices subject to change
without notice

DUCT END CAPS

SLIP ON ENDS OR DRIVE FOLDS

<u>Code</u>	<u>Size</u>	<u>GA</u>	<u>Packaged</u>	<u>List Price</u> <u>Each</u>
DE104	10 x 4	30	10	5.00
DE106	10 x 6	30	10	5.40
DE126	12 x 6	30	10	5.80
DE8	8 x 8	30	10	5.40
DE10	10 x 8	30	10	5.80
DE12	12 x 8	30	10	6.00
DE14	14 x 8	30	10	6.50
DE16	16 x 8	28	10	7.30
DE18	18 x 8	28	10	8.30
DE20	20 x 8	28	10	8.60
DE22	22 x 8	28	10	9.00
DE24	24 x 8	28	10	9.30
DE1210	12 x 10	28	10	9.30
DE1410	14 x 10	28	10	9.50
DE1610	16 x 10	28	10	10.00
DE1810	18 x 10	28	10	10.20
DE2010	20 x 10	26	10	10.50
DE2210	22 x 10	26	10	11.20
DE2410	24 x 10	26	10	12.00
DE310	3 1/4 x 10	30	10	4.50
DE212	2 1/4 x 12	30	10	4.50



DUCT CUT-IN COLLARS

<u>Code</u>	<u>Size</u>	<u>List Price</u> <u>Each</u>
CIC1810	18 x 10 - 6" Long	29.60
CIC248	24 x 8 - 6" Long	29.80
CIC2410	24 x 10 - 6" Long	31.00



Inland Metal

Sheet Metal Manufactures & Custom Fabricators
Wholesale Heating Supplies

Prices subject to change
without notice

DUCT ELBOWS

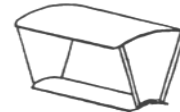
Short Way Elbows - 90° c/w Drive Folds

<u>Code</u>	<u>Size</u>	<u>Gauge</u>	<u>List Price</u>
SW8	8 x 8	28	25.30
SW10	10 x 8	28	26.00
SW12	12 x 8	28	26.90
SW14	14 x 8	28	27.60
SW16	16 x 8	28	30.20
SW18	18 x 8	28	31.00
SW20	20 x 8	28	38.60
SW22	22 x 8	28	39.50
SW24	24 x 8	28	46.30



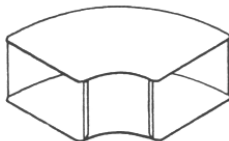
Short Way Elbows - 45° c/w Drive Folds

<u>Code</u>	<u>Size</u>	<u>Gauge</u>	<u>List Price</u>
SW845	8 x 8	28	24.30
SW1045	10 x 8	28	25.00
SW1245	12 x 8	28	25.60
SW1445	14 x 8	28	26.00
SW1645	16 x 8	28	26.70
SW1845	18 x 8	28	27.60
SW2045	20 x 8	28	36.20
SW2245	22 x 8	28	37.00
SW2445	24 x 8	28	37.80



Long Way Elbows - 90° c/w Drive Folds

<u>Code</u>	<u>Size</u>	<u>Gauge</u>	<u>List Price</u>
LW8	8 x 8	28	25.30
LW10	10 x 8	28	31.70
LW12	12 x 8	28	32.20
LW14	14 x 8	28	34.50
LW16	16 x 8	28	36.90
LW18	18 x 8	28	41.80
LW20	20 x 8	28	49.30
LW22	22 x 8	28	55.80
LW24	24 x 8	28	57.00



Long Way Elbows - 45° c/w Drive Folds

<u>Code</u>	<u>Size</u>	<u>Gauge</u>	<u>List Price</u>
LW845	8 x 8	28	24.30
LW1045	10 x 8	28	26.40
LW1245	12 x 8	28	27.80
LW1445	14 x 8	28	28.50
LW1645	16 x 8	28	30.70
LW1845	18 x 8	28	32.00
LW2045	20 x 8	28	42.70
LW2245	22 x 8	28	46.00
LW2445	24 x 8	28	48.40



Note: All Elbows are fabricated in 4 pieces and are shipped unassembled complete with drive folds and pittsburg lock and "S" Cleat.

Inland Metal

Sheet Metal Manufacturers & Custom Fabricators
Wholesale Heating Supplies

Prices subject to change
without notice

DUCT ACCESSORIES

"S" Cleat

<u>Code</u>	<u>Size</u>	<u>Price</u>
SCLEAT30	5 Foot 30 GA	0.62 / FT
SCLEAT28	5 Foot 28 GA	0.70 / FT
SCLEAT26	5 Foot 26 GA	0.80 / FT



Standing "S" Cleat

<u>Code</u>	<u>Size</u>	<u>Price</u>
STDS28	10 Foot, 1/2" Std. 28GA	0.90 / FT
STDS26	10 Foot, 1/2" Std. 26 GA	0.98 / FT
STDS24	10 Foot, 1/2" Std. 24 GA	1.40 / FT
1STDS24	10 Foot, 1" Std. 24 GA	1.84 / FT
1STDS22	10 Foot, 1" Std. 22 GA	2.00 / FT



Galvanized Angle

<u>Code</u>	<u>Size</u>	<u>Price</u>
GA24	1 1/2" x 1 1/2" 10 FT 24 GA	1.02 / FT
GA18	1 1/2" x 1 1/2" 10 FT 18 GA	1.48 / FT
GA16	1 1/2" x 1 1/2" 10 FT 16 GA	1.74 / FT
GA244	1 1/2" x 4" 10 FT 24 GA	1.40 / FT
GA28	1 1/2" x 1 1/2" 10 FT 28 GA	0.82 / FT

Duct Hangers

<u>Code</u>	<u>Size</u>	<u>Price</u>
DH8	8"	1.24 / EA
DH9	9"	1.26 / EA
DH10	10"	1.28 / EA
DH11	11"	1.32 / EA
DH12	12"	1.34 / EA



Drive Cleat

<u>Code</u>	<u>Size</u>	<u>Price</u>
DC30	5 Foot 30 GA	0.46 / FT
DC28	5 Foot 28 GA	0.50 / FT
DC26	5 Foot 26 GA	0.56 / FT
DC2610	10 Foot 26 GA	0.56 / FT
DC24	5 Foot 24 GA	0.66 / FT
DC2410	10 Foot 24 GA	0.66 / FT



Galvanized Hanger Strap

<u>Code</u>	<u>Size</u>	<u>Price</u>
HS22	1" x 10 Foot 22 GA	0.48 / FT
HS18	1" x 10 Foot 18 GA	0.60 / FT
HS16	1" x 10 Foot 16 GA	0.68 / FT



Joist Liner

<u>Code</u>	<u>Size</u>	<u>Price</u>
JL16	16" x 34 3/4"	P.O.A.
JL19	19" x 34 3/4"	P.O.A.
JL21	21" x 34 3/4"	P.O.A.
JL24	24" x 34 3/4"	P.O.A.

Pipe Supports

<u>Code</u>	<u>Size</u>	<u>Price</u>
PS17	17" Long	1.40 / EA
PS19	19 1/2" Long	1.46 / EA
PS21	21 1/2" Long	1.48 / EA
PS24	24" Long	1.56 / EA

Inland Metal

Sheet Metal Manufacturers & Custom Fabricators
Wholesale Heating Supplies

Prices subject to change
without notice

RESIDENTIAL BOOTS

Angle, End & Universal Boots

<u>Code</u>	<u>Size</u>	<u>Price</u>
AB3104	3 x 10 x 4	7.70
AB4104	4 x 10 x 4	8.20
AB2125	2 1/4 x 12 x 5	10.30
AB3105	3 x 10 x 5	6.80
AB4105	4 x 10 x 5	7.40
AB3106	3 x 10 x 6	7.60
AB4106	4 x 10 x 6	7.60
AB4126	4 x 12 x 6	11.60
EB3104	3 x 10 x 4	7.70
EB4104	4 x 10 x 4	8.20
EB2125	2 1/4 x 12 x 5	10.30
EB3105	3 x 10 x 5	6.80
EB4105	4 x 10 x 5	7.40
EB3106	3 x 10 x 6	7.60
EB4106	4 x 10 x 6	7.60
EB4126	4 x 12 x 6	11.60
UB3104	3 x 10 x 4	7.70
UB4104	4 x 10 x 4	8.20
UB2125	2 1/4 x 12 x 5	10.30
UB3105	3 x 10 x 5	6.80
UB4105	4 x 10 x 5	7.40
UB3106	3 x 10 x 6	7.60
UB4106	4 x 10 x 6	7.60
UB4126	4 x 12 x 6	11.60



Basement Boots

<u>Code</u>	<u>Size</u>	<u>Price</u>
BB310	3 x 10 x 5	11.40
BB410	4 x 10 x 5	12.00

Residential Pipe Dampers

<u>Code</u>	<u>Size</u>	<u>Price</u>
PD4	4"	4.20
PD5	5"	4.40
PD6	6"	4.60
PD7	7"	4.90
PD8	8"	6.80



Round Adj. Take Off's (UTO's)

<u>Code</u>	<u>Size</u>	<u>Price</u>
UTO4	4"	7.30
UTO5	5"	7.96
UTO6	6"	9.60



Top & Side Take Off's (Residential)

<u>Code</u>	<u>Size</u>	<u>Price</u>
TT04	4"	5.92
TT05	5"	6.60
TT06	6"	7.40
TT07	7"	14.40
TT08	8"	15.40
ST04	4"	5.60
ST05	5"	6.40
ST06	6"	7.40
ST07	7"	12.40
ST08	8"	14.20



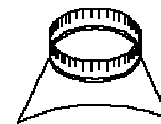
Double Take Off's

<u>Code</u>	<u>Size</u>	<u>Price</u>
DT05	5"	17.70
DT06	6"	21.30



Residential Saddles

<u>Code</u>	<u>Size</u>	<u>Price</u>
RS45	4" on 5-7 Pipe	5.30
RS48	4" on 8-10 Pipe	5.30
RS56	5" on 6-8 Pipe	5.80
RS510	5" on 10-12 Pipe	5.80
RS67	6" on 7-9 Pipe	6.50
RS610	6" on 12-12 Pipe	6.50



Inland Metal

Sheet Metal Manufacturers & Custom Fabricators
 Wholesale Heating Supplies

Prices subject to change
 without notice

COMMERCIAL TAKE-OFF'S & DAMPERS

Side Take Off's

<u>Code</u>	<u>Size</u>	<u>List Price</u>
CSTO4	4"	10.70
CSTO5	5"	10.70
CSTO6	6"	11.30
CSTO7	7"	13.30
CSTO8	8"	15.40
CSTO9	9"	19.90
CSTO10	10"	21.00
CSTO12	12"	28.00
CSTO14	14"	35.70
CSTO16	16"	44.00
CSTO18	18"	77.30
CSTO20	20"	87.00
CSTO22	22"	101.00
CSTO24	24"	104.70



Top Take Off's

<u>Code</u>	<u>Size</u>	<u>List Price</u>
TTO7	7"	15.50
TTO8	8"	16.50
TTO9	9"	25.80
TTO10	10"	26.40
TTO12	12"	59.70
TTO14	14"	78.50

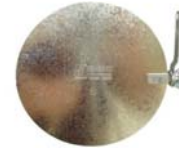


Side Take Offs 45°

<u>Code</u>	<u>Size</u>	<u>List Price</u>
CST0445	4"	P.O.A.
CST0545	5"	P.O.A.
CST0645	6"	P.O.A.
CST0745	7"	P.O.A.
CST0845	8"	P.O.A.
CST01045	10"	P.O.A.
CST01245	12"	P.O.A.
CST01445	14"	P.O.A.

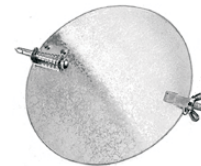
Commercial Dampers

<u>Code</u>	<u>Size</u>	<u>List Price</u>
CPD4	4" c/w 1/4" Rod	7.60
CPD5	5"	8.00
CPD6	6"	8.50
CPD7	7"	8.60
CPD8	8"	8.60
CPD9	9"	10.80
CPD10	10"	11.00
CPD12	12"	12.90
CPD14	14"	14.00



Commercial Dampers c/w Dial

<u>Code</u>	<u>Size</u>	<u>List Price</u>
CPDR4	4" Dia 1/4" Dial	13.70
CPDR5	5" Dia 1/4" Dial	13.90
CPDR6	6" Dia 1/4" Dial	14.70
CPDR7	7" Dia 1/4" Dial	15.80
CPDR8	8" Dia 1/4" Dial	16.00
CPRD9	9" Dia 1/4" Dial	18.00
CPDR10	10" Dia 1/4" Dial	18.40
CPDR12	12" Dia 1/4" Dial	21.50
CPDR14	14" Dia 1/4" Dial	23.50
CPDR16	16" Dia 3/8" Dial	32.00
CPDR18	18" Dia 3/8" Dial	36.00
CPDR20	20" Dia 3/8" Dial	44.00
CPDR22	22" Dia 3/8" Dial	51.00
CPDR24	24" Dia 3/8" Dial	56.00
CPDR26	26" Dia 3/8" Dial	61.00



Galv. Caps & Plugs

<u>Code</u>	<u>Cap</u>	<u>Plug</u>	<u>List Price</u>
GC/GP4	4"	4"	5.80
GC/GP5	5"	5"	6.30
GC/GP6	6"	6"	6.40
GC/GP7	7"	7"	8.00
GC/GP8	8"	8"	9.00
GC/GP10	10"	10"	11.50
GC/GP12	12"	12"	13.60
GC/GP14	14"	14"	18.70
GC/GP16	16"	16"	19.90



Inland Metal

Sheet Metal Manufacturers & Custom Fabricators
Wholesale Heating Supplies

Prices subject to change
without notice

GALVANIZED ELBOWS

90 Degree Adjustable (B.E./S.E.)

Size	30 GA		28 GA		26 GA		24 GA	
	Code	Price	Code	Price	Code	Price	Code	Price
3"	GE330	3.56	GE328	4.50	GE326	6.20		
4"	GE430	3.30	GE428	4.32	GE426	6.20		
5"	GE530	3.56	GE528	5.30	GE526	6.60		
6"	GE630	4.20	GE628	6.20	GE626	7.10	GE624	19.50
7"	GE730	6.82	GE728	6.94	GE726	8.20	GE724	22.20
8"	GE830	7.56	GE828	8.10	GE826	9.30	GE824	24.50
9"			GE928	12.20	GE926	13.20	GE924	34.00
10"			GE1028	12.50	GE1026	13.90	GE1024	28.30
12"					GE1226	17.80	GE1224	35.70
14"					GE1426	21.50	GE1424	39.70
16"					GE1626	31.00	GE1624	42.60
18"							GE1824	60.40
20"							GE2024	73.00
22"							GE2224	94.40
24"							GE2424	132.00



45 Degree Adjustable (B.E./S.E.)

Size	28 GA		26 GA		24 GA	
	Code	Price	Code	Price	Code	Price
5"	GE54528	6.30				
6"	GE64528	6.40	GE64526	8.00		
7"	GE74528	8.70	GE74526	9.00		
8"	GE84528	9.40	GE84526	9.90		
9"			GE94526	13.50		
10"			GE104526	14.00		
12"			GE124526	18.60		
14"			GE144526	22.50		
16"					GE164524	44.70
18"					GE184524	55.90
20"					GE204522	66.50
22"					GE224522	79.50
24"					GE244522	97.00



Note: For 22 GA., 20 GA., and heavier elbows,
please call your sales rep or our office.

Inland Metal

Sheet Metal Manufacturers & Custom Fabricators
Wholesale Heating Supplies

Prices subject to change
without notice

SNAPLOCK PIPE

Galvanized 60" Length

Price Per Foot


<u>Size</u>	<u>32 / 30 GA</u>		<u>28 GA</u>		<u>26 GA</u>	
	<u>Code</u>	<u>Price</u>	<u>Code</u>	<u>Price</u>	<u>Code</u>	<u>Price</u>
3"	GP36032	2.10				
4"	GP46032	1.82	GP46028	3.90		
5"	GP56032	2.00	GP56028	3.60		
6"	GP66032	2.32	GP66028	3.80	GP66026	5.10
7"	GP76030	4.30	GP76028	4.30	GP76026	5.80
8"	GP86030	4.70	GP86028	4.80	GP86026	6.30
9"			GP96028	6.00	GP96026	8.00
10"			GP106028	6.20	GP106026	8.30
12"			GP126028	8.20	GP126026	9.60
14"			GP146028	8.60	GP146026	10.60
3" X 120"	GP312032	2.60				
4" X 120"	GP412032	3.40				
5" X 120"	GP512032	3.96	OP596	5" X 96" Oval Pipe		2.70
6" X 120"	GP612032	4.46	OP5102	5" x 102" Oval Pipe		2.70
3" X 120" Snapped together	GP3120ST	2.80	OP696	6" x 96" Oval Pipe		3.40
4" x 120" Snapped together	GP4120ST	3.60	OP6102	6" x 102" Oval Pipe		3.40



Galvanized 36" Length

Price Per Foot

<u>Size</u>	<u>32 GA</u>		<u>28 GA</u>		<u>26 GA</u>		<u>24 GA</u>	
	<u>Code</u>	<u>Price</u>	<u>Code</u>	<u>Price</u>	<u>Code</u>	<u>Price</u>	<u>Code</u>	<u>Price</u>
4"	GP436	2.70	GP43628	3.66				
5"	GP536	2.80	GP53628	4.30				
6"	GP636	3.20	GP63628	4.50	GP63626	5.80	GP63624	9.10
7"			GP73628	5.60	GP73626	6.40	GP73624	10.30
8"			GP83628	6.20	GP83626	6.90	GP83624	11.20
9"					GP93626	9.30	GP93624	12.30
10"					GP103626	9.70	GP103624	13.20
12"					GP123626	10.00	GP123624	16.00
14"					GP143626	11.50	GP143624	17.90
16"							GP163624	22.00
18"							GP183624	23.90



Note: For 22 GA., 20 GA., and heavier 3 Ft Pipe, please call your sales rep or our office.

Inland Metal

Sheet Metal Manufactures & Custom Fabricators
Wholesale Heating Supplies

Prices subject to change without notice

OVAL & RECTANGULAR WALL STACK


Oval Pipe



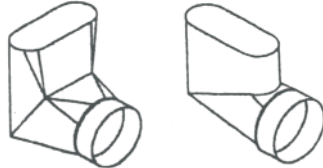
<u>Code</u>	<u>Size</u>	<u>Price</u>
OP4	4" x 52" Length	11.30 / LG
OP5	5" x 52" Length	11.90 / LG
OP6	6" x 52" Length	14.70 / LG
OP596	5" x 96" Length	2.70 / FT
OP5102	5" x 102" Length	2.70 / FT
OP696	6" x 96" Length	3.40 / FT
OP6102	6" x 102" Length	3.40 / FT

Rectangular Duct

<u>Code</u>	<u>Size</u>	<u>Price</u>
WS310	3 1/4 X 10" - 60" Length	6.50 / FT
WS212	2 1/4" X 12" - 60" Length	6.90 / FT
WS410	4" X 10" - 60" Length	7.50 / FT

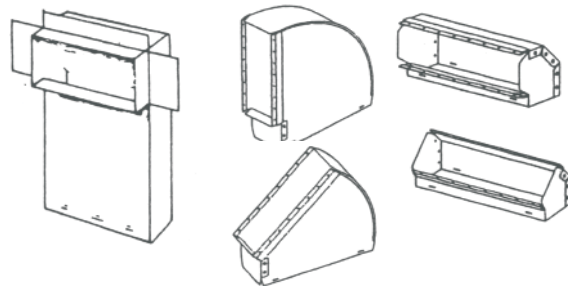


Oval Boots



<u>Code</u>	<u>Size</u>	<u>Price</u>
OAB4	4" Oval Angle Boot	12.90
OEB4	4" Oval End Boot	13.80
OAB5	5" Oval Angle Boot	13.90
OEB5	5" Oval End Boot	14.80
OUB5	5" Oval Univ. Boot	13.00
OAB6	6" Oval Angle Boot	16.40
OEB6	6" Oval End Boot	19.50
OUB6	6" Oval Univ. Boot	16.40
OAB4SE	4" Oval Angle Boot S.E.	12.90
OAB5SE	5" Oval Angle Boot S.E.	13.90
OAB6SE	6" Oval Angle Boot S.E.	16.40

Rectangular Fittings



<u>Code</u>	<u>Size</u>	<u>Price</u>
LW310	3 1/4 x 10 L.W. 90° Elbow	24.90
SW310	3 1/4 x 10 S.W. 90° Elbow	15.50
SW31045	3 1/4 x 10 S.W. 45° Elbow	11.90
LW31045	3 1/4 x 10 L.W. 45° Elbow	4.50
LW212	2 1/4 x 12 L.W. 90° Elbow	64.00
DE310	3 1/4 x 10 End Cap	5.20
DE212	2 1/4 x 12 End Cap	4.50
DE410	4 x 10 End Cap	5.50
RB106	10x6 to 10x3 1/4 Reg. Box	12.90

Oval Elbows



<u>Code</u>	<u>Size</u>	<u>Price</u>
OE590	5" x 90 Degree	12.30
OE545	5" x 45 Degree	15.40
OE690	6" x 90 Degree	16.20
OE645	6" x 45 Degree	16.20
OE590L	5" x 90 Degree Longway	15.90
OE690L	6" x 90 Degree Longway	16.90
OE545L	5" x 45 Degree Longway	15.90
OE645L	6" x 45 Degree Longway	16.90

Oval Register Box/14" Long Pipe

<u>Code</u>	<u>Size</u>	<u>Price</u>
ORB484	4" x 8" to 4" Oval	24.20
ORB3105	3" x 10" to 5" Oval	26.00
ORB485	4" x 8" to 5" Oval	25.80
ORB4106	4" x 10" to 6" Oval	26.80
ORB6105	6" x 10" to 5" Oval	27.00
ORB6106	6" x 10" to 6" Oval	28.00



Inland Metal

Sheet Metal Manufacturers & Custom Fabricators
Wholesale Heating Supplies

Prices subject to change
without notice

GALVANIZED FITTINGS

Round Cut-In Collars

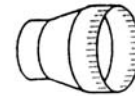
Big End Small End

<u>Code</u>	<u>Code</u>	<u>Size</u>	<u>List Price</u>
CIC4BE	CIC4SE	4"	4.90
CIC5BE	CIC5SE	5"	5.10
CIC6BE	CIC6SE	6"	5.20
CIC7BE	CIC7SE	7"	5.40
CIC8BE	CIC8SE	8"	5.60
CIC9BE	CIC9SE	9"	6.80
CIC10BE	CIC10SE	10"	6.80
CIC12BE	CIC12SE	12"	7.20
CIC14BE	CIC14SE	14"	8.90
CIC16BE	CIC16SE	16"	9.30
CIC18BE	CIC18SE	18"	11.70
CIC20BE	CIC20SE	20"	14.50
CIC22BE	CIC22SE	22"	15.50
CIC24BE	CIC24SE	24"	16.00



Galvanized Tapers

<u>Code</u>	<u>Size</u>	<u>List Price</u>
GT34	3" BE to 4" SE	12.00
GT43	4" BE to 3" SE	12.00
GT45	4" BE to 5" SE	14.50
GT54	5" BE to 4" SE	14.50
GT64	6" BE to 4" SE	15.50
GT65	6" BE to 5" SE	15.50
GT46	4" BE to 6" SE	15.50
GT76	7" BE to 6" SE	17.20
GT75	7" BE to 5" SE	17.20
GT86	8" BE to 6" SE	17.20
GT87	8" BE to 7" SE	17.20
GT98	9" BE to 8" SE	27.20
GT97	9" BE to 7" SE	27.20
GT106	10" BE to 6" SE	28.50
GT108	10" BE to 8" SE	28.50
GT128	12" BE to 8" SE	38.00
GT1210	12" BE to 10" SE	38.00
GT1412	14" BE to 12" SE	47.00
GT1410	14" BE to 10" SE	47.00



Galvanized Wye

<u>Code</u>	<u>Size</u>	<u>Gauge</u>	<u>List Price</u>
GY4	4 x 4 x 4	30	18.00
GY5	5 x 5 x 5	30	19.00
GY6	6 x 6 x 6	30	21.00
GY426	4 x 4 x 4	26	20.00
GY526	5 x 5 x 5	26	22.00
GY626	6 x 6 x 6	26	27.00



Galvanized Tee

<u>Code</u>	<u>Size</u>	<u>Gauge</u>	<u>List Price</u>
GT426	4 x 4 x 4	26	17.80
GT526	5 x 5 x 5	26	19.60
GT5426	5 x 5 x 4	26	19.60
GT626	6 x 6 x 6	26	23.50
GT726	7 x 7 x 7	26	29.20
GT826	8 x 8 x 8	26	34.80
GT1026	10 x 10 x 10	26	53.00
GT1226	12 x 12 x 12	26	65.80

Galvanized Tee

<u>Code</u>	<u>Size</u>	<u>Gauge</u>	<u>List Price</u>
GT4	4 x 4 x 4	30	11.30
GT5	5 x 5 x 5	30	12.00
GT6	6 x 6 x 6	30	13.00
GT664	6 x 6 x 4	30	13.00
GT665	6 x 6 x 5	30	13.00



Inland Metal

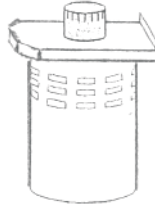
Sheet Metal Manufacturers & Custom Fabricators
Wholesale Heating Supplies

Prices subject to change
without notice

GALVANIZED FITTINGS

Combustion Air Buckets

<u>CODE</u>	<u>SIZE</u>	<u>PRICE</u>
CAB4	4"	30.60
CAB5	5"	32.50
CAB6	6"	44.80

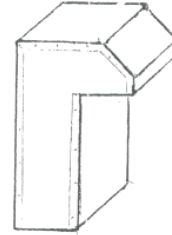


Fresh Air Snorkel

18" High c/w Birdscreen

<u>CODE</u>	<u>PRICE</u>
FAS	43.50

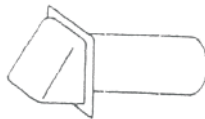
Add Price of RD
Cut-in-Collar for size
required. Will accept
up to 6" Diameter



Fresh Air Hoods (Galv.)

(Stamped Intake c/w screen)

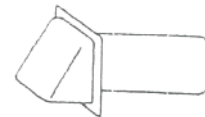
<u>CODE</u>	<u>SIZE</u>	<u>PRICE</u>
FAH3	3"	11.90
FAH4	4"	11.40
FAH5	5"	13.30
FAH6	6"	13.90
FAH7	7"	30.50
FAH8	8"	34.50
FAH10	10"	41.30
FAH12	12"	55.20
FAH5EX	5"	13.30
FAH6EX	6"	13.90



Exhaust Hood Galv. c/w Damper

5" Thru 12" c/w Spring

<u>CODE</u>	<u>SIZE</u>	<u>PRICE</u>
EH3	3"	14.00
EH4	4"	14.40
EH5	5"	17.80
EH6	6"	20.60
EH7	7"	29.60
EH8	8"	35.50
EH10	10"	47.00
EH12	12"	67.40



Fresh Air Hoods (White)

<u>CODE</u>	<u>SIZE</u>	<u>PRICE</u>
FAH4W	4"	28.20
FAH5W	5"	31.50
FAH6W	6"	32.00

Exhaust Hoods (White)

(Stamped Exhaust)

<u>CODE</u>	<u>SIZE</u>	<u>PRICE</u>
EH4W	4"	28.90
EH5W	5"	31.00
EH6W	6"	33.00

Aluminum Dryer Hood

(Stamped Exhaust)

<u>CODE</u>	<u>SIZE</u>	<u>PRICE</u>
ADH4	4"	17.80
ADH5	5"	19.80
ADH6	6"	21.80

Stucco Base for Fresh/Exhaust Hood

<u>CODE</u>	<u>SIZE</u>		<u>PRICE</u>
SB4G	4"	Galv.	7.50
SB5G	5"	Galv.	7.60
SB6G	6"	Galv.	7.80
SB4W	4"	P.P. White	7.90
SB5W	5"	P.P. White	8.10
SB6W	6"	P.P. White	8.30

Range Hood Exhaust Spring Loaded

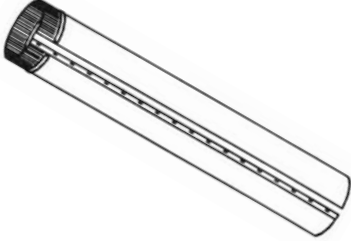
<u>CODE</u>	<u>SIZE</u>	<u>PRICE</u>
RHEG	3 1/4" x 10 Galv.	19.50
RHEW	3 1/4" x 10 P.P. White	24.20

Inland Metal

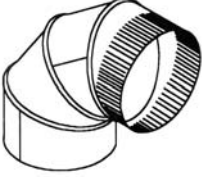
Sheet Metal Manufacturers & Custom Fabricators
Wholesale Heating Supplies

Prices subject to change
without notice

ALUMINUM SNAP LOCK PIPE

<u>Code</u>		<u>Size</u>	<u>Price Per Foot</u>		
			<u>0.020</u>	<u>0.025</u>	<u>0.032</u>
AP336		3" x 36"	3.80	P.O.A.	
AP436		4" x 36"	3.80	P.O.A.	
AP536		5" x 36"	4.80	P.O.A.	
AP636		6" x 36"	6.00	P.O.A.	
AP736		7" x 36"		8.70	
AP836		8" x 36"		9.50	
AP936		9" x 36"		13.60	
AP1036		10" x 36"		14.00	
AP1236		12" x 36"		15.50	
AP1436		14" x 36"		19.90	27.50
AP1636		16" x 36"			33.20

ALUMINUM ADJUSTABLE ELBOWS

<u>Code</u>		<u>Size</u>	<u>Price Per Foot</u>		
			<u>0.020</u>	<u>0.025</u>	<u>0.032</u>
AE3		3" x 90°	5.40	P.O.A.	
AE4		4" x 90°	5.20	P.O.A.	
AE5		5" x 90°	8.10	P.O.A.	
AE6		6" x 90°	9.96	P.O.A.	
AE7		7" x 90°		15.20	
AE8		8" x 90°		16.50	
AE9		9" x 90°		21.00	
AE10		10" x 90°		23.00	
AE12		12" x 90°		35.20	
AE14		14" x 90°			52.00
AE16		16" x 90°			68.00

Exerpt from Saskatchewan Gas Safety Manual

7.18.3 A vent connector servicing an appliance having a draft hood shall not be made of material less than 28 GA. For all sizes smaller than 5" diameter; 26 GA. For sizes 5" to 8" diameter; 24 GA. For sizes 8" to 16" diameter; 20 GA. For sizes 16" to 30" diameter; and for sizes over 30" subject to good engineering practice. An aluminum vent connector shall be not less than 22 B&SG, except that **Type B Chimney** material may be used for the connector between the draft hood and the chimney.

3", 4", 5", 6"	Alum. .020
7", 8" & 9"	Alum. .025
10", 12"	Alum. .025
13", 14" - 20"	Alum. .032
22" - 30"	Alum. .040

Inland Metal


Sheet Metal Manufactures & Custom Fabricators
Wholesale Heating Supplies

Prices subject to change
without notice

ALUMINUM CHIMNEY LINER

Aluminum Rigid Liner

<u>Code</u>	<u>Size</u>	<u>Price/ft</u>
AP460	4" x 60" .020	3.80
AP4120	4" x 120" .020	4.60
AP560	5" x 60" .020	4.80
AP660	6" x 60" .025	7.30
AP748	7" x 48" .025	9.30
AP848	8" x 48" .025	9.60
AP1048	10" x 48" .025	14.20
AP1248	12" x 48" .025	15.20



Rain Caps

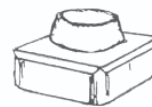
<u>Code</u>	<u>Size</u>	<u>Price</u>
4RVRT	4"	See
5RVRT	5"	Pages
6RVRT	6"	3 & 4
7RVRT	7"	in
8RVRT	8"	Section
10QCRT	10"	4
12QCRT	12"	



(Selkirk Round Tops are used for Rain Caps)

Tile / Chimney Caps

<u>Code</u>	<u>Size</u>	<u>Price</u>
TC4	8 1/2" x 8 1/2" x 4"	19.00
TC6	8 1/2" x 8 1/2" x 6"	27.50
TC47	7 5/8" x 7 5/8" x 4"	19.00



A-Vent to B-Vent Conversions

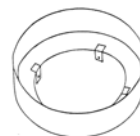
Aluminum Cone Adapters

<u>Code</u>	<u>Size</u>	<u>Price</u>
ACA64	6" A - 4/5" B	18.50
ACA74	7" A - 4/5/6" B	21.00
ACA84	8" A - 4/5/6/7" B	24.00
ACA184	18" A - 4" B	28.50



Galvanized Support Bucket

<u>Code</u>	<u>Size</u>	<u>Price</u>
64RVSB	6" A to 4" B	24.00
65RVSB	6" A to 5" B	24.00
74RVSB	7" A to 4" B	24.50
75RVSB	7" A to 5" B	24.50
76RVSB	7" A to 6" B	24.50
84RVSB	8" A to 4" B	24.80
85RVSB	8" A to 5" B	24.80



Inland Metal

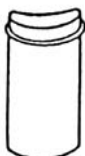
Sheet Metal Manufacturers & Custom Fabricators
 Wholesale Heating Supplies

Prices subject to change
 without notice

ALUMINUM FITTINGS

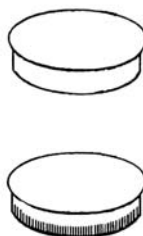
Alum. Tee Collars - 90°

<u>Code</u>	<u>Size</u>	<u>Price</u>
ATC3	3"	14.90
ATC4	4"	14.90
ATC5	5"	16.00
ATC6	6"	22.00
ATC7	7"	P.O.A.
ATC8	8"	P.O.A.
ATC10	10"	P.O.A.
ATC12	12"	P.O.A.
ATC14	14"	P.O.A.



Caps

<u>Code</u>
AC3
AC4
AC5
AC6
AC7
AC8
AC9
AC10
AC12
AC14



Plugs

<u>Code</u>	<u>Size</u>	<u>Price</u>
AP3	3"	10.20
AP4	4"	9.40
AP5	5"	9.60
AP6	6"	10.20
AP7	7"	10.70
AP8	8"	13.90
AP9	9"	18.60
AP10	10"	20.80
AP12	12"	28.90
AP14	14"	34.00

Aluminum 45° Saddles

<u>Code</u>	<u>Size</u>	<u>Price</u>
AS3	3"	21.60
AS4	4"	22.40
AS5	5"	28.40



Stubby Tapers

<u>Code</u>	<u>Size</u>	<u>Price</u>
AT34	3" BE to 4" SE	13.90
AT35	3" BE to 5" SE	16.40
AT36	3" BE to 6" SE	17.20
AT37	3" BE to 7" SE	23.50
AT45	4" BE to 5" SE	16.00
AT46	4" BE to 6" SE	19.70
AT56	5" BE to 6" SE	21.80
AT57	5" BE to 7" SE	28.50
AT58	5" BE to 8" SE	31.00
AT67	6" BE to 7" SE	29.20
AT68	6" BE to 8" SE	32.60
AT78	7" BE to 8" SE	38.00
AT810	8" BE to 10" SE	46.90
AT1012	10" BE to 12" SE	57.60



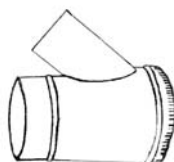
Aluminum Tee's

<u>Code</u>	<u>Size</u>	<u>Price</u>
AT3	3" .025	26.80
AT4	4" .025	26.80
AT5	5" .025	33.00
AT6	6" .025	35.60
AT7	7" .025	47.00
AT8	8" .025	48.00



Aluminum Wye .025 Alum.

<u>Code</u>	<u>Size</u>	<u>Price</u>
AY4	4 x 4 x 4	25.50
AY5	5 x 5 x 5	29.20
AY6	6 x 6 x 6	44.70
AY7	7 x 7 x 7	64.80
AY8	8 x 8 x 8	76.00



Inland Metal

Sheet Metal Manufacturers & Custom Fabricators
Wholesale Heating Supplies

Prices subject to change
without notice


ROUND SPIRAL PIPE INFORMATION

Round spiral pipe available in the following materials

- Galvanized 28 GA. thru 16 GA.
- Galvanized Perf 24 GA., 22 GA.,
- Aluminum .025, .032, .040, .050
- Stainless 26 GA. Thru 20 GA. 304/316
- PVC Coated Galvanized 26 GA., 24 GA., 22 GA.,
2/4 mil coat / 4/4 mil coat
- Sizes available 3" to 60" Diameter.

Some sizes not available in all materials.

Check with your sales Rep.



- Standard length 10 Ft.
- Precut lengths available 5 Ft. to 20 Ft long.
- 32" Diameter and larger - 8 Ft standard length
for easier handling and installation.

Inland Metal

Sheet Metal Manufacturers & Custom Fabricators
Wholesale Heating Supplies

Prices subject to change
without notice

SMACNA ROUND STANDARD

ROUND DUCT GAGE UNREINFORCED POSITIVE PRESSURE						
MAX DIA.	+ 2" w.g.		+ 4" w.g.		+ 10" w.g.	
	Spiral Seam	Long Seam	Spiral Seam	Long Seam	Spiral Seam	Long Seam
6"	28	28	28	28	28	28
8"	28	28	28	28	28	28
10"	28	28	28	28	28	28
12"	28	28	28	28	28	28
14"	28	28	28	28	28	28
16"	26	26	26	26	26	26
18"	26	24	26	24	26	24
19-26"	26	24	26	24	26	24
27-36"	24	22	24	22	24	22
37-50"	22	20	22	20	22	20
51-60"	20	18	20	18	20	18
61-84"	18	16	18	16	18	16

ALUMINUM ROUND DUCT GAGE SCHEDULE POSITIVE PRESSURE				
Duct Diameter in Inches	Maximum 2" w.g. Static Positive		Maximum 2" w.g. Static negative	
	Spiral Seam Gage	Spiral Seam Gage	Spiral Seam Gage	Spiral Seam Gage
3 thru 8	.025"	.032"	.025"	.040"
9 thru 14	.025"	.032"	.032"	.040"
15 thru 26	.032"	.040"	.040"	.050"
27 thru 36	.040"	.050"	.050"	.063"
37 thru 50	.050"	.063"	.063"	.071"
51 thru 60	.063"	.071"	N.A.	.090"
61 thru 84	N.A.	.090"	N.A.	N.A.

Note: Fittings shall have a wall thickness not less than that specified for longitudinal seam shown in the above tables

Inland Metal

Sheet Metal Manufacturers & Custom Fabricators
Wholesale Heating Supplies

Prices subject to change
without notice

GALVANIZED SPIRAL PIPE
PRICE PER FOOT

<u>SIZE</u>	<u>28 GAUGE</u>	<u>26 GAUGE</u>	<u>24 GAUGE</u>	<u>22 GAUGE</u>	<u>20 GAUGE</u>	<u>18 GAUGE</u>	<u>16 GAUGE</u>
3"	2.90	3.20	4.60	----	----	----	----
4"	3.00	3.70	4.90	5.90	----	----	----
5"	3.50	4.30	5.60	6.90	----	----	----
6"	3.80	4.50	6.40	7.30	9.50	13.80	----
7"	4.30	5.20	7.10	8.20	10.30	14.80	----
8"	4.90	5.70	7.90	9.10	11.60	16.40	P.O.A.
9"	5.50	6.90	8.60	10.20	13.00	17.90	P.O.A.
10"	6.00	7.00	9.30	10.80	13.20	19.50	P.O.A.
11"	----	9.10	10.40	12.20	14.50	----	P.O.A.
12"	7.00	8.20	11.90	12.80	15.40	22.50	P.O.A.
14"	8.10	9.40	12.20	14.60	18.00	25.60	P.O.A.
16"	----	10.70	13.90	16.50	20.50	28.70	P.O.A.
18"	----	12.10	15.40	18.20	22.00	32.60	P.O.A.
20"	----	13.40	16.80	19.90	24.20	36.00	P.O.A.
22"	----	14.60	18.30	22.10	27.40	38.80	P.O.A.
24"	----	15.80	19.70	23.80	29.40	41.80	P.O.A.
26"	----	17.00	21.20	26.20	31.40	45.30	P.O.A.
28"	----	----	22.60	28.20	33.50	48.50	P.O.A.
30"	----	----	23.90	29.80	35.60	51.60	P.O.A.
32"	----	----	25.30	31.50	37.70	55.40	P.O.A.
34"	----	----	27.20	33.40	39.00	59.50	P.O.A.
36"	----	----	28.60	35.20	43.80	62.50	P.O.A.
38"	----	----	----	38.00	46.00	66.00	P.O.A.
40"	----	----	----	39.90	48.00	69.00	P.O.A.
42"	----	----	----	42.00	51.00	74.50	P.O.A.
44"	----	----	----	43.50	54.00	77.20	P.O.A.
46"	----	----	----	47.50	56.00	79.80	P.O.A.
48"	----	----	----	49.00	57.50	82.80	P.O.A.
50"	----	----	----	----	61.00	89.20	P.O.A.
52"	----	----	----	----	63.40	92.20	P.O.A.
54"	----	----	----	----	69.75	96.00	P.O.A.
56"	----	----	----	----	69.40	98.50	P.O.A.
58"	----	----	----	----	71.50	102.00	P.O.A.
60"	----	----	----	----	74.00	108.60	P.O.A.

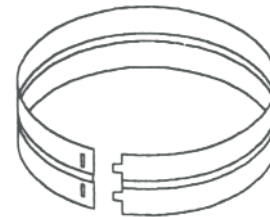
Inland Metal

Sheet Metal Manufactures & Custom Fabricators
Wholesale Heating Supplies

Prices subject to change
without notice

SPIRAL COUPLERS

<u>Code</u>	<u>Size</u>	<u>Gauge</u>	<u>Price</u>	<u>Code</u>	<u>Size</u>	<u>Gauge</u>	<u>Price</u>
SC3	3"	26	5.60	SC30	30"	22	17.80
SC4	4"	26	4.10	SC32	32"	22	19.50
SC5	5"	26	4.20	SC34	34"	22	21.80
SC6	6"	26	4.30	SC36	36"	22	31.00
SC7	7"	26	4.60	SC38	38"	20	51.00
SC8	8"	26	5.20	SC40	40"	20	55.00
SC9	9"	26	5.00	SC42	42"	20	68.00
SC10	10"	26	5.70	SC44	44"	20	69.00
SC11	11"	26	7.50	SC46	46"	20	69.50
SC12	12"	26	6.20	SC48	48"	20	72.00
SC14	14"	26	6.80				
SC16	16"	24	8.30				
SC18	18"	24	8.60				
SC20	20"	24	9.20				
SC22	22"	24	10.90				
SC24	24"	24	11.40				
SC26	26"	24	14.50				
SC28	28"	22	15.00				



GALVANIZED PERFORATED SPIRAL

3/32" ON 3/16" Staggered Centrese - 24 GA. And 22 GA.

<u>Size</u>	<u>Gauge</u>	<u>Price</u>	<u>Size</u>	<u>Gauge</u>	<u>Price</u>
8"	24	P.O.A.	32"	22	P.O.A.
10"	24	P.O.A.	34"	22	P.O.A.
12"	24	P.O.A.	36"	22	P.O.A.
14"	24	P.O.A.	38"	22	P.O.A.
16"	24	P.O.A.	40"	22	P.O.A.
18"	24	P.O.A.	42"	22	P.O.A.
20"	24	P.O.A.	44"	22	P.O.A.
22"	24	P.O.A.	46"	22	P.O.A.
24"	24	P.O.A.	48"	22	P.O.A.
26"	22	P.O.A.	50"	22	P.O.A.
28"	22	P.O.A.	52"	22	P.O.A.
30"	22	P.O.A.	54"	22	P.O.A.

Note: P.O.A. Price on Application

Inland Metal

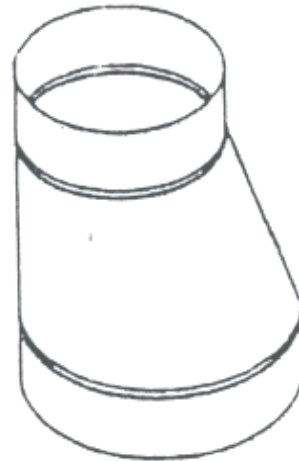
Sheet Metal Manufactures & Custom Fabricators
Wholesale Heating Supplies

Prices subject to change
without notice

LOW VELOCITY FITTINGS

GALVANIZED TAPERS (To Fit Spiral)

<u>Code</u>	<u>Size</u>	<u>Price</u>	
RT85	8 to 5	28.40	
RT86	8 to 6	28.40	<u>Gauge</u>
RT87	8 to 7	27.80	
RT98	9 to 8	33.90	Up to 9" - 28 GA
RT97	9 to 7	33.90	10" to 14" - 26 GA
RT108	10 to 8	36.00	16" to 24" - 24 GA
RT107	10 to 7	39.20	
RT106	10 to 6	36.00	
RT1210	12 to 10	37.60	
RT128	12 to 8	37.60	
RT126	12 to 6	37.60	
RT1412	14 to 12	45.50	
RT1410	14 to 10	45.50	
RT148	14 to 8	45.50	
RT1614	16 to 14	47.50	
RT1612	16 to 12	47.50	
RT1610	16 to 10	52.00	
RT1816	18 to 16	71.90	
RT1814	18 to 14	71.90	
RT1812	18 to 12	71.90	
RT1810	18 to 10	71.90	
RT2018	20 to 18	86.80	
RT2016	20 to 16	86.80	
RT2014	20 to 14	86.80	
RT2012	20 to 12	86.80	
RT2220	22 to 20	98.00	
RT2218	22 to 18	98.00	
RT2216	22 to 16	98.00	
RT2422	24 to 22	104.00	
RT2420	24 to 20	104.00	
RT2418	24 to 18	104.00	



STRAIGHT ONE SIDE

Inland Metal

Sheet Metal Manufactures & Custom Fabricators
 Wholesale Heating Supplies

Prices subject to change
 without notice

LOW VELOCITY FITTINGS

COMMERCIAL PIPE SADDLES 90°

<u>CODE</u>	<u>SIZE</u>	<u>GAGE</u>	<u>LIST PRICE</u>	<u>CODE</u>	<u>SIZE</u>	<u>GAGE</u>	<u>LIST PRICE</u>
S410	4" on 8/10	28GA	7.00	S1416	14" on 16/18	26GA	28.50
S47	4" on 5/7	28GA	7.00	S1420	14" on 20/22	26GA	28.50
S56	5" on 6/8	28GA	10.00	S1618	16" on 18/20	26GA	40.70
S59	5" on 9/12	28GA	10.00	S1622	16" on 22/24	26GA	40.70
S67	6" on 7/9	28GA	11.30	S1820	18" on 20/22	24GA	44.80
S610	6" on 10/14	28GA	11.30	S1824	18" on 24/26	24GA	44.80
S616	6" on 16/20	28GA	11.30	S2024	20" on 22/24	24GA	64.00
S78	7" on 8/10	28GA	12.60	S2026	20" on 26/30	24GA	64.00
S712	7" on 12/14	28GA	12.60	S2224	22" on 22/24	24GA	87.00
S716	7" on 16/20	28GA	12.60	S2226	22" on 26/28	24GA	87.00
S89	8" on 10/12	28GA	14.70	S2426	24" on 26/30	24GA	89.00
S814	8" on 14/16	28GA	14.70				
S818	8" on 18/20	28GA	14.70				
S912	9" on 12/14	28GA	17.80				
S916	9" on 16/18	28GA	17.80				
S1012	10" on 12/14	28GA	18.00				
S1016	10" on 16/18	28GA	18.00				
S1020	10" on 20/24	28GA	18.00				
S1214	12" on 14/16	26GA	23.20				
S1218	12" on 18/20	26GA	23.20				



COMMERCIAL PIPE SADDLES 45°

<u>CODE</u>	<u>SIZE</u>	<u>LIST PRICE</u>
S6845	6" on 8	16.00
S61045	6" on 10	16.00
S61245	6" on 12	16.00
S81045	8" on 10	20.00
S81245	8" on 12	20.00
S81445	8" on 14	20.00
S101245	10" on 12	24.00
S101445	10" on 14	24.00
S101645	10" on 16	24.00




Inland Metal

Sheet Metal Manufacturers & Custom Fabricators
Wholesale Heating Supplies

Prices subject to change
without notice

COMMERCIAL PIPE
DAMPER
C/W EVERLOCK QUAD

<u>CODE</u>	<u>Description</u>	<u>Size</u>	<u>List Price</u>
CDA4	4" Damper c/w Tube BE/SE	4" Dia x 9" L	34.50
CDA5	5" Damper c/w Tube BE/SE	5" Dia x 10" L	36.50
CDA6	6" Damper c/w Tube BE/SE	6" Dia x 11" L	38.50
CDA7	7" Damper c/w Tube BE/SE	7" Dia x 12" L	41.00
CDA8	8" Damper c/w Tube BE/SE	8" Dia x 13" L	42.00
CDA9	9" Damper c/w Tube BE/SE	9" Dia x 15" L	52.00
CDA10	10" Damper c/w Tube BE/SE	10" Dia x 16" L	54.80
CDA12	12" Damper c/w Tube BE/SE	12" Dia x 18" L	82.00
CDA14	14" Damper c/w Tube BE/SE	14" Dia x 19" L	89.80



**Note: All Tubes Meet Smacna Standards For Gages
Bearing End Nylon Low Leakage**

Inland Metal

Sheet Metal Manufacturers & Custom Fabricators
Wholesale Heating Supplies

Prices subject to change
without notice

STAINLESS STEEL #430 PIPE & FITTINGS

Solid Seam Pipe - #430 SS

<u>Code</u>	<u>Size</u>	<u>List Price</u>
4SS48	4" x 4 FT	104.00
5SS48	5" x 4 FT	110.00
6SS48	6" x 4 FT	117.00
7SS48	7" x 4 FT	126.00
8SS48	8" x 4 FT	134.00
4SS24	4" x 2 FT	71.00
5SS24	5" x 2 FT	74.00
6SS24	6" x 2 FT	76.00
7SS24	7" x 2 FT	86.00
8SS24	8" x 2 FT	92.00

Elbows - #430 SS

<u>Code</u>	<u>Size</u>	<u>List Price</u>
4SSEL90	4" - 90°	75.00
5SSEL90	5" - 90°	75.00
6SSEL90	6" - 90°	79.00
7SSEL90	7" - 90°	90.00
8SSEL90	8" - 90°	92.00

Finishing Ring - #430 SS

<u>Code</u>	<u>Size</u>	<u>List Price</u>
FC4SS	4" ID	36.00
FC5SS	5" ID	36.00
FC6SS	6" ID	39.00
FC7SS	7" ID	42.00
FC8SS	8" ID	44.00

Cap - #430 SS

<u>Code</u>	<u>Size</u>	<u>List Price</u>
4SSC	4"	51.00
5SSC	5"	51.00
6SSC	6"	53.00
7SSC	7"	58.00
8SSC	8"	62.00

Tee - #430 SS

<u>Code</u>	<u>Size</u>	<u>List Price</u>
4TSS	4 x 4 x 4 - 12" L	94.00
5TSS	5 x 5 x 5 - 14" L	100.00
6TSS	6 x 6 x 6 - 14" L	112.00
7TSS	7 x 7 x 7 - 16" L	118.00
8TSS	8 x 8 x 8 - 16" L	123.00

Tee Collar - #430 SS

<u>Code</u>	<u>Size</u>	<u>List Price</u>
TC4SS	4" - 12" L	78.00
TC5SS	5" - 12" L	83.00
TC6SS	6" - 12" L	92.00
TC7SS	7" - 12" L	96.00
TC8SS	8" - 12" L	101.00

Storm Collar - #430 SS

<u>Code</u>	<u>Size</u>	<u>List Price</u>
4SCSS	4"	41.50
5SCSS	5"	43.00
6SCSS	6"	43.00
7SCSS	7"	47.80
8SCSS	8"	47.80

Inland Metal

Sheet Metal Manufacturers & Custom Fabricators
Wholesale Heating Supplies

Prices subject to change
without notice